

# 15W 2 Coils Automatic Induction Fast Wireless Car Charger User Manual

## Product Guide

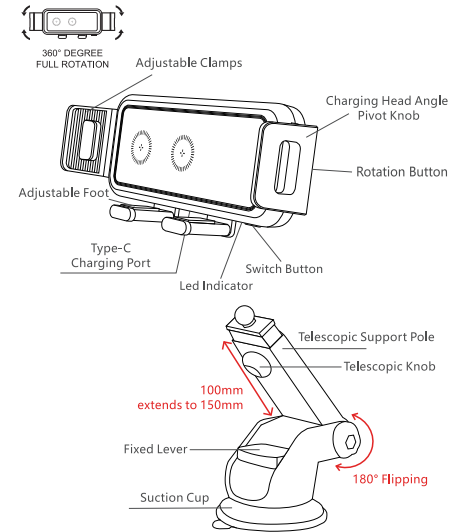
This is an automatic induction fast wireless car charger, that can wireless charging your qi smartphone while driving, to provide you good charging experience.

Pls read the user manual before using this product, kindly suggest you to keep it for future reference.

## Product Function

1. Built-in 2 coils wireless charging transmitter, support qi wireless charging for most Qi-enabled smartphones especially for Samsung Z Fold Series and Z Flip Series.
2. The product is equipped with automatic motor driver and fast Type-C charging port.
3. One-key 90° rotation: press the rotation button, automatically vertical rotation.
4. Standby mode: the green led indicator will be on after power on. Charging mode: the blue led indicator will be on when wireless charging start.
5. FOD function: the green led indicator will flash when detect metal or magnetic objects on wireless car charger.
6. Safety protection for over voltage, over current, over temperature and short circuit protection.
7. Optional for built-in super capacitor, the clamps can be opened and closed while car power off.

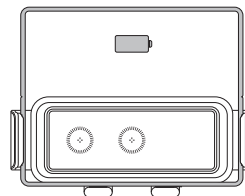
## Product Information



Note: Fast wireless charging requires QC 2.0 & QC3.0 quick car charger (not included), need to buy separately.

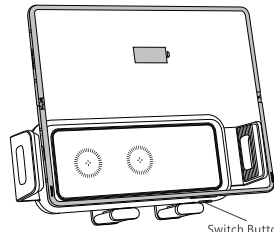
## Charging of Qi-enabled Smartphones

### 1. Put Down Smartphones



The clamps will close and grip your phone automatically when the phone is positioned correctly and Starting wireless charging.

### 2. Take Away Smartphones



Touch switch button on the bottom, the clamps will automatically open to release the phone.

## Product Operation Guide

1. Adjustable foot can be extended up to 7mm, pls adjust it to make sure the smartphone center is pointed to the wireless car charger center, in order to achieve maximum charging efficiency.
2. Automatic induction is working for all Qi-enabled smartphones.
3. Qi wireless receiver module or case is not included, pls buy separately.

## Attention

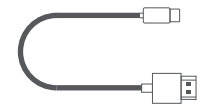
1. Make sure that the device is Qi-enabled.
2. Make sure that you use the proper QC 2.0 or above quick car charger.
3. Make sure the cellphone case is not thicker than 4mm.
4. Make sure there's no metal or magnetic material in the center of your cellphone case.
5. Do not disassemble or throw into fire or water.
6. Do not use wireless charger in severely hot, humid or corrosive environments.
7. Do not place too close with magnetic strip or chip card (ID card, bank cards, etc.).

## What's in the box

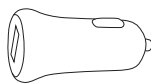
1. Auto Fast Wireless Car Charger
2. Air Vent Mount
3. Suction Mount
4. Type-C Fast Charging Cable
5. User Manual

Fast wireless car charger x1

Car mount x 2



Type-C fast charging cable x1



Quick car charger x1  
(not included)

## Specification

Input: DC 12V 1.5A, 9V 1.8A, 5V 2A Wireless Charging Standard: Qi  
Output: 15W-10W-7.5W-5W Compatible: All Qi standard devices  
Charging Distance: 4~10mm Frequency: 110-205KHZ  
Product Size: 163x78.5x71.5mm Conversion: ≤80%